



LAPSE is a comprehensive modular programme that transcends the classic concept of seating for waiting areas. The broad range of elements and accessories available and the special design of the modules allows endless compositions to be configured, transforming waiting areas into modern collaborative spaces for interaction. The collection offers a varied range of seating modules, side units, privacy screens and connectivity accessories that can be combined to fit the functional needs of any space or project.

ECOLOGY

Environmental product data sheet [+info](#)

INCLASS production processes are certified according to environmental standards ISO 14001 in order to minimise any impact on the environment.

ISO 14001 certificate [+info](#)

QUALITY STANDARDS

The quality management system of INCLASS is certified in accordance with ISO 9001 in all the design, manufacturing and sales procedures of its products.

ISO 9001 certificate [+info](#)

UNE-EN 16139:2013 - Furniture - Strength, durability and safety - Requirements for non-domestic seating.

ANSI/BIFMA X5.4:2012 - Lounge and Public Seating. Comfort, safety, and durability.

INCLASS products have been extensively tested to exceed industry testing standards at AIDIMME.

AIDIMME is member of the European network INNOVAWOOD and its testing laboratories are accredited by ENAC.

WARRANTY 5 YEARS

Warranty conditions [+info](#)

FINISHES

Upholstery: All fabrics and leathers indicated in our finishes book.

Finishes book [+info](#)

Structural frame & legs**M1 colours**

W01



B00



Aluminum

M2 colours

G49



M56



M82



M44



M38



Y62



P70

Rust
brownRust
grey

G42



B44



B36



B40



V92



V74

Tabletops**Oak**

Natural

Walnut
stainWenge
stainBlack
stain**W1 colours**

W01



B00

W2 colours

M56



B36



B40



V92



M38



Y62



M44



G49



B44



G42



V74



M82



P70

Seat W.36cm

Code: LAP0225TA



Upholstered modular seat 36x72cm.

Seat: inner seat in plywood covered with moulded polyurethane foam with a density of 50 kg/m³.

Upholstery: in all the fabrics and leathers indicated in our finishes book.

								COM 140cm / 55,1" per unit		
								1 unit		110cm 43,3"
								8 or more units		53cm 20,9"
										* COM will be priced as G2

Seat W.72cm

Code: LAP0220TA



Upholstered modular seat 72x72cm.

Seat: inner seat in plywood covered with moulded polyurethane foam with a density of 50 kg/m³.

Upholstery: in all the fabrics and leathers indicated in our finishes book.

								COM 140cm / 55,1\" per unit	
								1 unit	
								8 or more units	
								* COM will be priced as G2	

Seat W.72cm with backrest

Code: LAP0200TA



Upholstered modular seat with backrest.

Seat & back: inner seat & back in plywood covered with moulded polyurethane foam with a density of 50 kg/m³.

Upholstery: in all the fabrics and leathers indicated in our finishes book.

				12,3kg	COM 140cm / 55,1\"/>
				2 units 28,8 kg 0,43 m³ 0,57 yd³	1 unit 209,5cm 82,5\"/>
					8 or more units 209,5cm 82,5\"/>
					* COM will be priced as G2

Seat W.72cm with high backrest

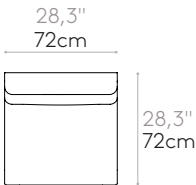
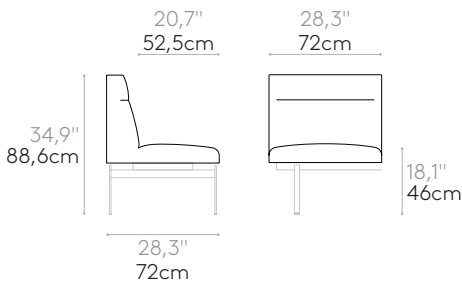
Code: LAP0230TA



Upholstered modular seat with high backrest.

Seat & back: inner seat & back in plywood covered with moulded polyurethane foam with a density of 50 kg/m³.

Upholstery: in all the fabrics and leathers indicated in our finishes book.



16,2kg



2 units
37 kg
0,54 m³
0,71 yd³

COM 140cm / 55,1" per unit

1 unit	231cm 90,9"
8 or more units	231cm 90,9"

* COM will be priced as G2

Seat W.72cm with corner backrest

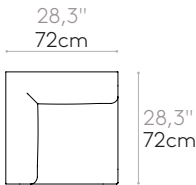
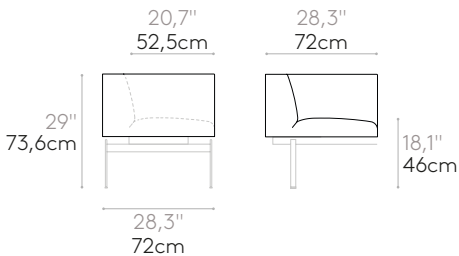
Code: LAP0210TA



Upholstered modular seat with corner backrest.

Seat & back: inner seat & back in plywood covered with moulded polyurethane foam with a density of 50 kg/m³.

Upholstery: in all the fabrics and leathers indicated in our finishes book.



15,8kg



2 units
36,2 kg
0,54 m³
0,71 yd³


COM 140cm / 55,1" per unit

1 unit	287,5cm 113,2"
8 or more units	287,5cm 113,2"

* COM will be priced as G2

Curved seat (concave-convex) 45°

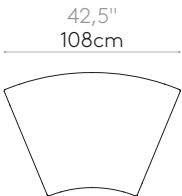
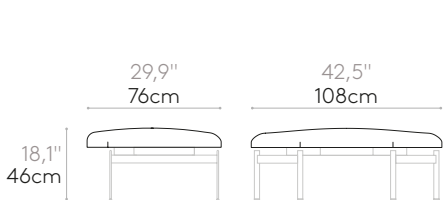
Code: LAP0250TA



Upholstered modular curved seat (concave-convex) 45°.

Seat: inner seat in plywood covered with moulded polyurethane foam with a density of 50 kg/m³.

Upholstery: in all the fabrics and leathers indicated in our finishes book.



9,5kg



1 unit
24 kg
1,51 m³
1,98 yd³

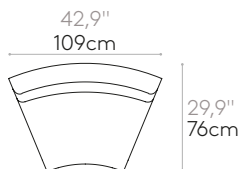
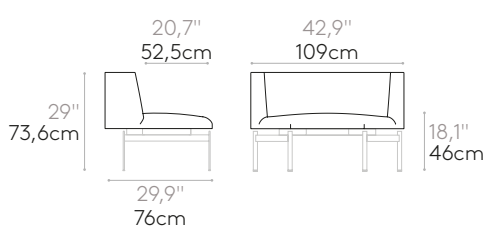
COM 140cm / 55,1" per unit

1 unit	118cm 46,5"
8 or more units	117cm 46,1"

* COM will be priced as G2

Curved seat with concave backrest 45°Code: **LAP0240TA**

Upholstered modular curved seat with concave backrest 45°.

Seat & back: inner seat & back in plywood covered with moulded polyurethane foam with a density of 50 kg/m³.**Upholstery:** in all the fabrics and leathers indicated in our finishes book.

16,5kg

2 units
48,2 kg
1,51 m³
1,98 yd³

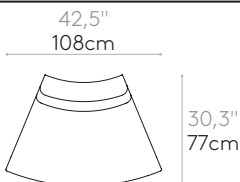
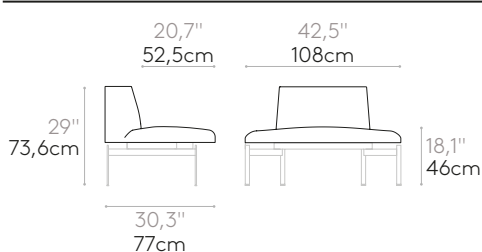
COM 140cm / 55,1" per unit

1 unit 227cm
89,4"8 or more units 227cm
89,4"

* COM will be priced as G2

Curved seat with convex backrest 45°Code: **LAP0245TA**

Upholstered modular curved seat with convex backrest 45°.

Seat & back: inner seat & back in plywood covered with moulded polyurethane foam with a density of 50 kg/m³.**Upholstery:** in all the fabrics and leathers indicated in our finishes book.

15kg

2 units
45,2 kg
1,51 m³
1,98 yd³

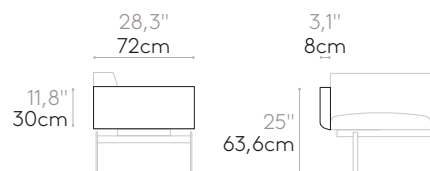
COM 140cm / 55,1" per unit

1 unit 211,5cm
83,3"8 or more units 198cm
78"

* COM will be priced as G2

Side arm (right/left)Code: **LAP0300BD / LAP0300BI**

Upholstered side arm for modular sofas.

Upholstery: in all the fabrics and leathers indicated in our finishes book.

4,8kg

1 unit
5,5 kg
0,02 m³
0,03 yd³

COM 140cm / 55,1" per unit

1 unit 82,5cm
32,5"8 or more units 82cm
32,3"

* COM will be priced as G2

Middle arm

Code: LAP0310BC



Upholstered movable middle arm for modular sofas.
Upholstery: in all the fabrics and leathers indicated in our finishes book.

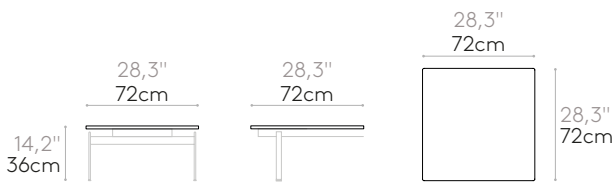


			 		COM 140cm / 55,1" per unit	
			1 unit 1,2 kg 0,01 m³ 0,01 yd³		1 unit	54cm 21,3"
					8 or more units	26cm 10,2"
* COM will be priced as G2						

Tabletop W.72cm

Code: LAP0430MA



Modular tabletop for sofa 72x72cm.
Finishes: in any of the oak veneer finishes or lacquered in colours W1 and W2 from our tabletops swatch card.

			 		1 unit 9,8 kg 0,43 m ³ 0,57 yd ³	
--	--	--	---	--	---	--

Tabletop W.36cm

Code: LAP0440MA



Modular tabletop for sofa 36x72cm.
Finishes: in any of the oak veneer finishes or lacquered in colours W1 and W2 from our tabletops swatch card.

			 		1 unit 6,5 kg 0,43 m ³ 0,57 yd ³	
--	--	--	---	--	---	--

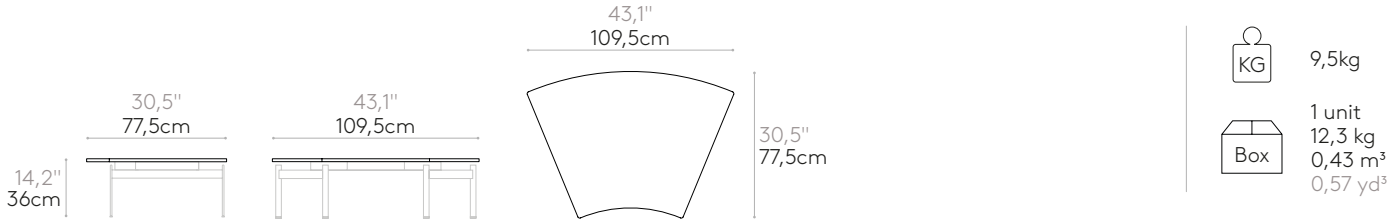
Tabletop (concave-convex) 45°

Code: LAP0450MA



Modular tabletop for sofa (concave-convex) 45°.

Finishes: in any of the oak veneer finishes or lacquered in colours W1 and W2 from our tabletops swatch card.



High table with shelf

Code: LAP0400MA



Modular double decker table for sofa.

Finishes: in any of the oak veneer finishes or lacquered in colours W1 and W2 from our tabletops swatch card.




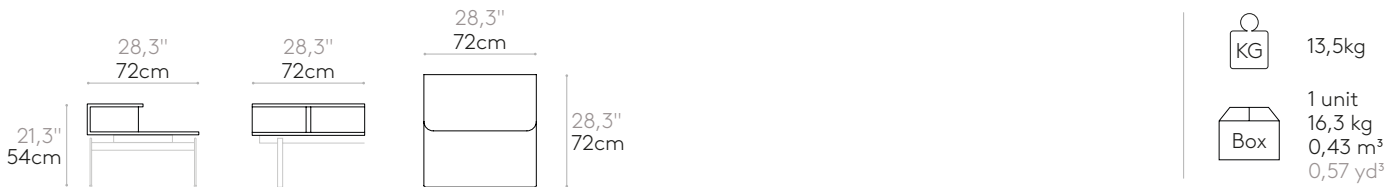
Table with shelf

Code: LAP0410MA



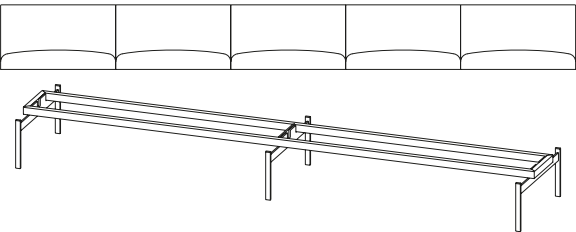
Modular table with shelf for sofa.

Finishes: in any of the oak veneer finishes or lacquered in colours W1 and W2 from our tabletops swatch card.



Structural frame for 5 seater bench

Code: LAP0050



Steel tube frame for 5 seater modular sofa.

Remark: The frame does not include the legs.

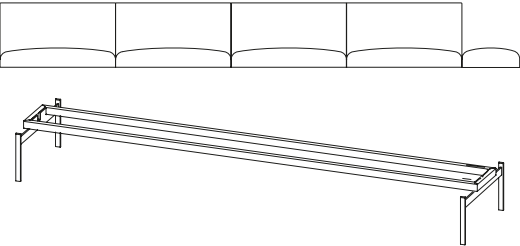
Remark: This frame needs 3 legs.

Frame finishes: micro-textured powder coated in colours M1 and M2 from our metallic swatch card.



Structural frame for 4,5 seater bench

Code: LAP0045

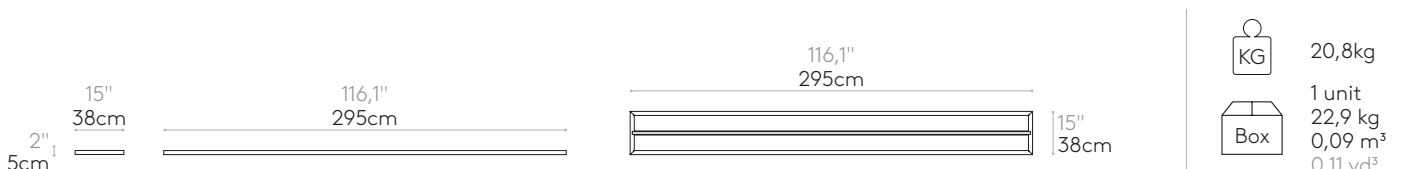


Steel tube frame for 4,5 seater modular sofa.

Remark: The frame does not include the legs.

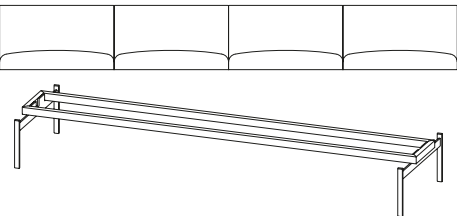
Remark: This frame needs 2 legs.

Frame finishes: micro-textured powder coated in colours M1 and M2 from our metallic swatch card.



Structural frame for 4 seater bench

Code: LAP0040

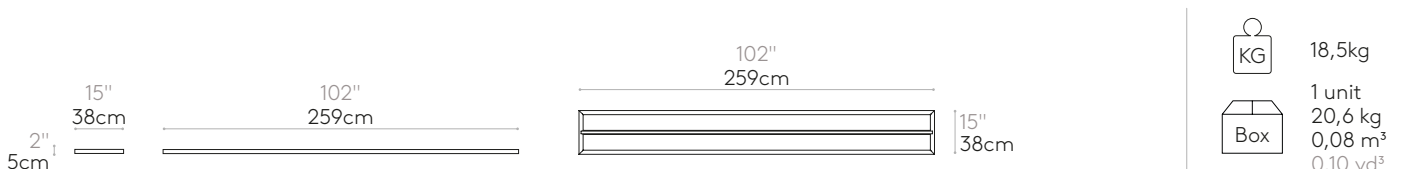


Steel tube frame for 4 seater modular sofa.

*The frame does not include the legs.

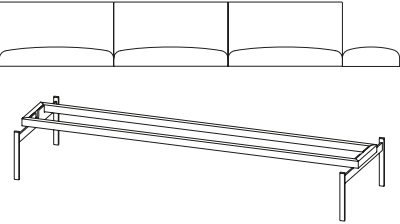
* This frame needs 2 legs.

Frame finishes: polyester powder coated in colours M1 and M2 from the metallic swatch card.



Structural frame for 3,5 seater bench

Code: LAP0035



Steel tube frame for 3,5 seater modular sofa.

Remark: The frame does not include the legs.

Remark: This frame needs 2 legs.

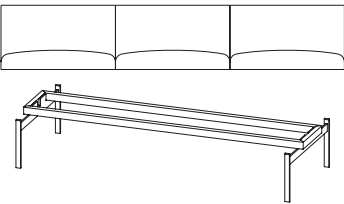
Frame finishes: micro-textured powder coated in colours M1 and M2 from our metallic swatch card.



KG	16,3kg
Box	1 unit 18,4 kg 0,07 m³ 0,09 yd³

Structural frame for 3 seater bench

Code: LAP0030



Steel tube frame for 3 seater modular sofa.

Remark: The frame does not include the legs.

Remark: This frame needs 2 legs.

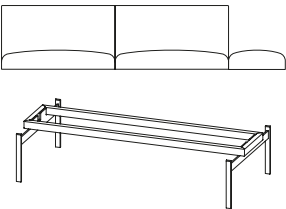
Frame finishes: micro-textured powder coated in colours M1 and M2 from our metallic swatch card.



KG	14kg
Box	1 unit 16,1 kg 0,06 m³ 0,07 yd³

Structural frame for 2,5 seater bench

Code: LAP0025

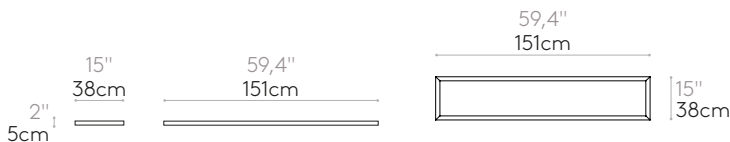


Steel tube frame for 2,5 seater modular sofa.

Remark: The frame does not include the legs.

Remark: This frame needs 2 legs.

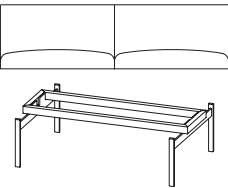
Frame finishes: micro-textured powder coated in colours M1 and M2 from our metallic swatch card.



KG	12kg
Box	1 unit 14,1 kg 0,05 m³ 0,06 yd³

Structural frame for 2 seater bench

Code: LAP0020

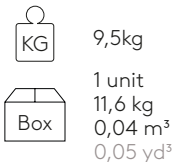


Steel tube frame for 2 seater modular sofa.

Remark: The frame does not include the legs.

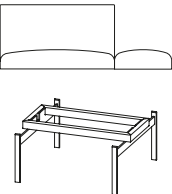
Remark: This frame needs 2 legs.

Frame finishes: micro-textured powder coated in colours M1 and M2 from our metallic swatch card.



Structural frame for 1,5 seater bench

Code: LAP0015

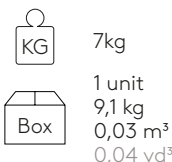


Steel tube frame for 1,5 seater modular sofa.

Remark: The frame does not include the legs.

Remark: This frame needs 2 legs.

Frame finishes: micro-textured powder coated in colours M1 and M2 from our metallic swatch card.



1 seater structural frame (for straight compositions)

Code: LAP0010

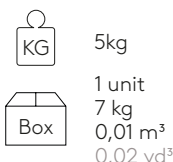


1 seater steel tube frame.

Remark: The frame does not include the legs.

Frame finishes: micro-textured powder coated in colours M1 and M2 from our metallic swatch card.

*** It is not valid for individual sofas, but only for LAPSE compositions of 2 seater minimum.**



1 seater structural frame (concave-convex for compositions)

Code: LAP0015

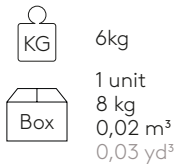
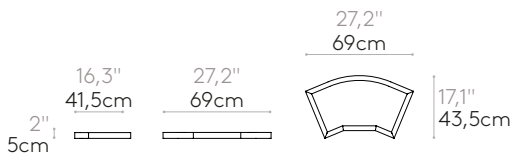


1 seater steel tube frame (concave-convex) .

Remark: The frame does not include the legs.

Frame finishes: micro-textured powder coated in colours M1 and M2 from our metallic swatch card.

*** It is not valid for individual sofas, but only for LAPSE compositions of 2 seater minimum.**



Steel leg

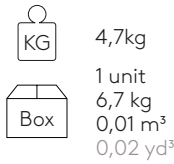
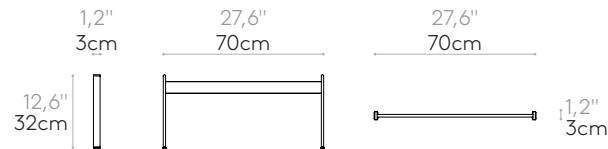
Code: LAP0100



Steel leg for modular sofa.

Finishes: micro-textured powder coated in colours M1 and M2 from our metallic swatch card.

Glides: plastic glides as standard. Plastic glides with felt are available with an upcharge.



Steel leg to join two structural frames (suitable for back to back compositions)

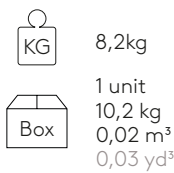
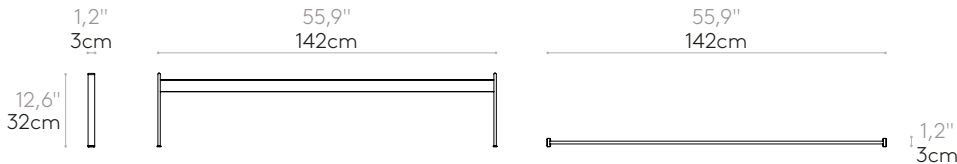
Code: LAP0120



Steel leg to join two structural frames of modular sofas back to back.

Finishes: micro-textured powder coated in colours M1 and M2 from our metallic swatch card.

Glides: plastic glides as standard. Height adjustable glides are available with an upcharge.



Middle steel leg (replaces 2 side legs)

Code: LAP0140



Steel middle connection leg for modular sofas. It replaces 2 side legs when connecting 2 frames.

Remark: this leg joins only structural frames for linear compositions.

Finishes: micro-textured powder coated in colours M1 and M2 from our metallic swatch card.

Glides: plastic glides as standard. Height adjustable glides are available with an upcharge.



Oak leg

Code: LAP0110



Oak leg with inner steel frame.

Finishes: in any of the oak finishes from the wood swatch card. The steel parts are available in powder coated in colours M1 and M2 from our metallic swatch card.

Glides: height adjustable plastic glides as standard.



Oak leg to join two structural frames (suitable for back to back compositions)

Code: LAP0130



Oak legs with inner steel frame to join two steel frames of modular sofas back to back.

Finishes: in any of the oak finishes from the wood swatch card. The steel parts are available in powder coated in colours M1 and M2 from our metallic swatch card.

Glides: height adjustable plastic glides as standard.



Middle oak wooden leg (replaces 2 side legs)

Code: LAP0150

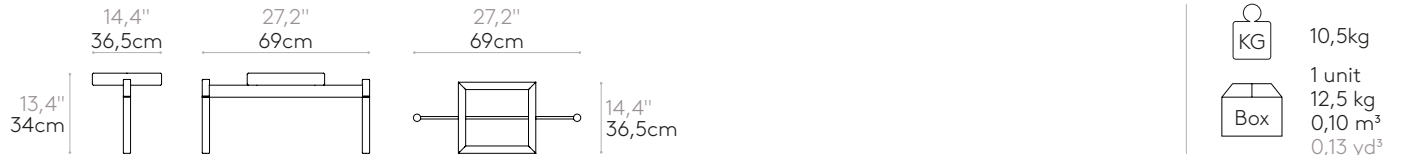


Middle connection leg for modular sofas in oak with inner steel frame. It replaces 2 side legs when connecting 2 frames.

Remark: this leg joins only structural frames for linear compositions.

Finishes: in any of the oak finishes from the wood swatch card. The steel parts are available in powder coated in colours M1 and M2 from our metallic swatch card.

Glides: height adjustable plastic glides as standard.



Cushion 25x50cm

Code: LAP0320CO



Sofa cushion stuffed with polyester fiber.

Upholstery: in all the fabrics indicated in our finishes book.

COM 140cm / 55,1" per unit	
1 unit	31cm 12,2"
8 or more units	27cm 10,6"
* COM will be priced as G2	

OPTIONAL ITEMS & ACCESSORIES

	Code	Description
	LAP0530	Set of 2 height adjustable glides for leg (upcharge)
	LAP0540	Set of 2 height adjustable glides for two frames leg (upcharge)
	LAP0590	Set of 2 height adjustable glides for middle leg (upcharge)
	LAP0520OP	Power box with 2 Schuko plugs - for seat with backrest (Output: 26cm cable + WIELAND connection)
	LAP0521OP	Power box with 2 Schuko plugs - for seat with high backrest (Output: 26cm cable + WIELAND connection)
	LAP0522OP	Power box with 2 Schuko plugs - for corner seat with backrest (Output: 26cm cable + WIELAND connection)
	LAP0523OP	Power box with 2 Schuko plugs - for table (Output: 26cm cable + WIELAND connection)
	LAP0600OP	Linking bracket to join structural frames
	ELC0010	Plastic cable grommet with cover Ø80mm (Available in black or white) *A drawing of the top with the exact position of cut-outs must be attached to the order.
	ELC0020EL	Brushed aluminum grommet with cover Ø80mm *A drawing of the top with the exact position of cut-outs must be attached to the order.
	ELC0030EL	Wireless induction charger Ø80mm (Output: 2m cable Micro USB to USB) *A drawing of the top with the exact position of cut-outs must be attached to the order.
	ELC0040EL	USB charger with 2 ports Ø30mm (Output: 1,5m cable + Schucko transformer) *A drawing of the top with the exact position of cut-outs must be attached to the order.
	ELC0050EL	On top Schuko socket Ø56mm (Output: 20cm cable + WIELAND connection) *A drawing of the top with the exact position of cut-outs must be attached to the order.
	ELC0090EL	On top Schuko socket Ø60mm (Output: 20cm cable + WIELAND connection) *A drawing of the top with the exact position of cut-outs must be attached to the order.