



Designed to blend comfort, sophistication and timeless elegance, the ZENPRO executive armchair is a standout piece in any executive office or boardroom. Crafted using the finest materials and with meticulous attention to detail, ZENPRO has been designed for users who demand the utmost in comfort and style.

The ergonomic features ensure optimal support for long hours of sitting, allowing you to focus on your work without any discomfort. Experience an unmatched comfort with its ergonomic features, including a backrest with synchronized movement that can be locked in four positions, a pneumatic seat height adjustment and the padded aluminum arms. Tailor the armchair to your exact preferences and enjoy a personalized armchair that stylishly enhances your productivity and well-being.

FINISHES

Base & arms finishes

M1 colours



W01



B00



Polished

Upholstery: Available in all fabrics and leathers indicated in our finishes book.

Finishes book [+info](#)

ENVIRONMENT & HEALTH

INCLASS production processes are certified according to environmental standards ISO 14001 in order to minimise any impact on the environment. ISO 14001 certificate [+info](#)



The products marked achieved GREENGUARD Gold Certification with all the fabrics from G1 to G7 [+info](#)

FIRE REQUIREMENTS

The polyurethane foam of the seat and backrest meets BS 5852 Part 0-1 and CAL 117.

*We recommend the use of wool or non-flammable synthetic fabrics.

*Please contact our Customer Service department if your project has specific flammability needs or if you need to know if all components comply with the required standards.

QUALITY STANDARDS

The quality management system of INCLASS is certified in accordance with ISO 9001 in all the design, manufacturing and sales procedures of its products.

ISO 9001 certificate [+info](#)

PRODUCT CERTIFICATIONS

UNE-EN 1335-2:2019 - Office furniture. Office work chair. Part 2: Safety requirements.

ANSI/BIFMA X5.1:2017 - Office Seating. Comfort, safety, and durability.

INCLASS products have been extensively tested to exceed industry testing standards at AIDIMME.

AIDIMME is member of the European network INNOVAWOOD and its testing laboratories are accredited by ENAC.

COMPANY CERTIFICATIONS & ACCREDITATIONS

ISO 9001 - Quality management systems

ISO 14001 - Environmental management systems

FSC® - The mark of responsible forestry. Certificate C194846

AIDIMME Partner - Metal-processing, furniture, wood and packaging technology institute

IBV Partner - Valencia Institute of Biomechanics

ADVC Membership - Association of Designers of the Valencian Community

ENVALORA Membership - Collective System of Extended Producer Responsibility

WARRANTY

5 years

+ INFO: <https://inclass.es/collection/zenpro>

**Armchair with high back and vertical stitching upholstery
(5 spoke aluminum swivel base on casters + gas lift + synchro mechanism)**

Code: **ZEP0010**



Swivel executive armchair with high backrest and 5 spoke cast aluminum alloy base fitted with gas lift column, synchro tilt mechanism and Ø65mm twin wheel casters with soft tread. The seat height is adjustable with gas lift column. The arms are made of cast aluminum.

Seat: inner steel structure padded with moulded CMHR polyurethane foam with a density of 50 kg/m³.

Backrest: inner steel frame padded with moulded CMHR polyurethane foam with a density of 50 kg/m³.

Arms: made of injected aluminum. Powder coated in white, black or polished. Upholstered armpads.

Movement: weight-activated synchronized tilt mechanism with tension fine tuning by lower knob. Four locking positions with safety unlocking function. Tilt angle 20° backrest / 6,5° seat. Adjustable seat height.

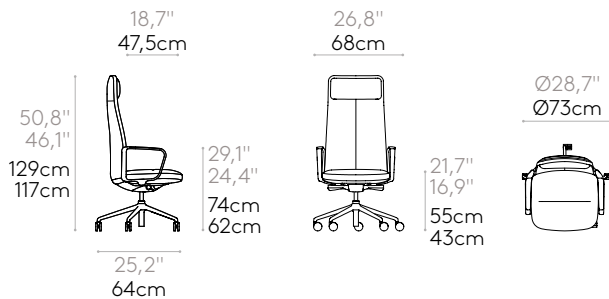
Upholstery: backrest with vertical stitching pattern available in all the fabrics and leathers indicated in our finishes book.

Base: the chairs are equipped with a 5 spoke aluminum base. It can be in polished aluminum or micro-textured powder coated in black or white.

Casters: Ø65mm twin wheel swivel casters with soft tread as standard. Casters with hard tread are available as an option.



Product with GREENGUARD Gold Certificate.



COM 140cm / 55,1" per unit

| | |
|--------|-----------------|
| 1 unit | 170,5cm / 67,1" |
|--------|-----------------|

| | |
|-----------------|---------------|
| 8 or more units | 161cm / 63,4" |
|-----------------|---------------|

COM will be priced as G2

KG 18,4kg

1 unit 22 kg
0,42 m³
0,55 yd³
KD



Recycled*



Recyclable*

**Armchair with high back and horizontal stitching upholstery
(5 spoke aluminum swivel base on casters + gas lift + synchro mechanism)**

Code: **ZEP0110**



Swivel executive armchair with high backrest and 5 spoke cast aluminum alloy base fitted with gas lift column, synchro tilt mechanism and Ø65mm twin wheel casters with soft tread. The seat height is adjustable with gas lift column. The arms are made of cast aluminum.

Seat: inner steel structure padded with moulded CMHR polyurethane foam with a density of 50 kg/m³.

Backrest: inner steel frame padded with moulded CMHR polyurethane foam with a density of 50 kg/m³.

Arms: made of injected aluminum. Powder coated in white, black or polished. Upholstered armpads.

Movement: weight-activated synchronized tilt mechanism with tension fine tuning by lower knob. Four locking positions with safety unlocking function. Tilt angle 20° backrest / 6,5° seat. Adjustable seat height.

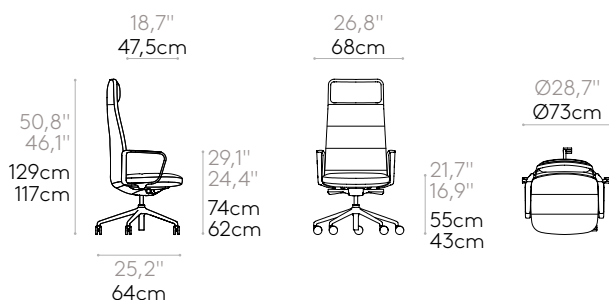
Upholstery: backrest with horizontal stitching pattern available in all the fabrics and leathers indicated in our finishes book.

Base: the chairs are equipped with a 5 spoke aluminum base. It can be in polished aluminum or micro-textured powder coated in black or white.

Casters: Ø65mm twin wheel swivel casters with soft tread as standard. Casters with hard tread are available as an option.



Product with GREENGUARD Gold Certificate.



COM 140cm / 55,1" per unit

| | |
|--------|-----------------|
| 1 unit | 170,5cm / 67,1" |
|--------|-----------------|

| | |
|-----------------|---------------|
| 8 or more units | 161cm / 63,4" |
|-----------------|---------------|

COM will be priced as G2

KG 18,4kg

1 unit 22 kg
0,42 m³
0,55 yd³
KD



Recycled*



Recyclable*

* Numbers may vary based on the exact options selected.

**Armchair with medium back and vertical stitching upholstery
(5 spoke aluminum swivel base on casters + gas lift + synchro mechanism)**

Code: **ZEP0020**



Swivel executive armchair with medium backrest and 5 spoke cast aluminum alloy base fitted with gas lift column, synchro tilt mechanism and Ø65mm twin wheel casters with soft tread. The seat height is adjustable with gas lift column. The arms are made of cast aluminum.

Seat: inner steel structure padded with moulded CMHR polyurethane foam with a density of 50 kg/m³.

Backrest: inner steel frame padded with moulded CMHR polyurethane foam with a density of 50 kg/m³.

Arms: made of injected aluminum. Powder coated in white, black or polished. Upholstered armpads.

Movement: weight-activated synchronized tilt mechanism with tension fine tuning by lower knob. Four locking positions with safety unlocking function. Tilt angle 20° backrest / 6,5° seat. Adjustable seat height.

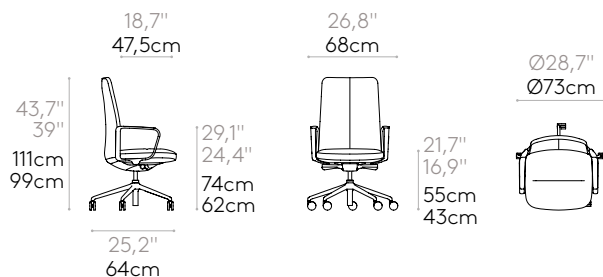
Upholstery: backrest with vertical stitching pattern available in all the fabrics and leathers indicated in our finishes book.

Base: the chairs are equipped with a 5 spoke aluminum base. It can be in polished aluminum or micro-textured powder coated in black or white.

Casters: Ø65mm twin wheel swivel casters with soft tread as standard. Casters with hard tread are available as an option.



Product with GREENGUARD Gold Certificate.



COM 140cm / 55,1" per unit

| | |
|--------|---------------|
| 1 unit | 150cm / 59,1" |
|--------|---------------|

| | |
|-----------------|---------------|
| 8 or more units | 143cm / 56,3" |
|-----------------|---------------|

COM will be priced as G2

KG 15,6kg

1 unit
KD 17,9 kg
0,36 m³
0,47 yd³



Recycled*



Recyclable*

**Armchair with medium back and horizontal stitching upholstery
(5 spoke aluminum swivel base on casters + gas lift + synchro mechanism)**

Code: **ZEP0120**



Swivel executive armchair with medium backrest and 5 spoke cast aluminum alloy base fitted with gas lift column, synchro tilt mechanism and Ø65mm twin wheel casters with soft tread. The seat height is adjustable with gas lift column. The arms are made of cast aluminum.

Seat: inner steel structure padded with moulded CMHR polyurethane foam with a density of 50 kg/m³.

Backrest: inner steel frame padded with moulded CMHR polyurethane foam with a density of 50 kg/m³.

Arms: made of injected aluminum. Powder coated in white, black or polished. Upholstered armpads.

Movement: weight-activated synchronized tilt mechanism with tension fine tuning by lower knob. Four locking positions with safety unlocking function. Tilt angle 20° backrest / 6,5° seat. Adjustable seat height.

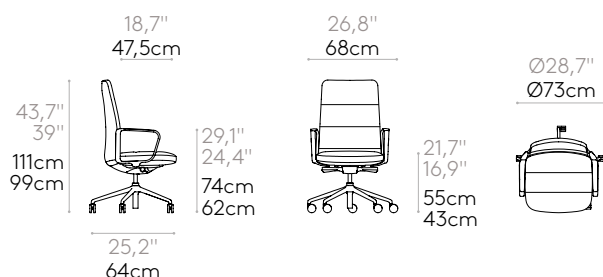
Upholstery: backrest with horizontal stitching pattern available in all the fabrics and leathers indicated in our finishes book.

Base: the chairs are equipped with a 5 spoke aluminum base. It can be in polished aluminum or micro-textured powder coated in black or white.

Casters: Ø65mm twin wheel swivel casters with soft tread as standard. Casters with hard tread are available as an option.



Product with GREENGUARD Gold Certificate.



COM 140cm / 55,1" per unit

| | |
|--------|---------------|
| 1 unit | 150cm / 59,1" |
|--------|---------------|

| | |
|-----------------|---------------|
| 8 or more units | 143cm / 56,3" |
|-----------------|---------------|

COM will be priced as G2

KG 15,6kg

1 unit
KD 17,9 kg
0,36 m³
0,47 yd³



Recycled*



Recyclable*

* Numbers may vary based on the exact options selected.

**Armchair with medium back and vertical stitching upholstery
(5 spoke aluminum swivel base on casters + gas lift)**

Code: **ZEP0022**



Swivel executive armchair with medium backrest and 5 spoke cast aluminum alloy base fitted with gas lift column, and Ø65mm twin wheel casters with soft tread. The seat height is adjustable with gas lift column. The arms are made of cast aluminum.

Seat: inner steel structure padded with moulded CMHR polyurethane foam with a density of 50 kg/m³.

Backrest: inner steel frame padded with moulded CMHR polyurethane foam with a density of 50 kg/m³.

Arms: made of injected aluminum. Powder coated in white, black or polished. Upholstered arm pads.

Movement: adjustable seat height with gas lift.

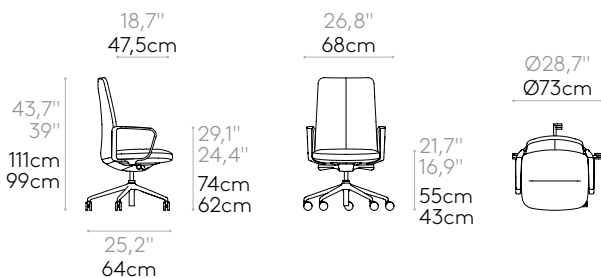
Upholstery: backrest with vertical stitching pattern available in all the fabrics and leathers indicated in our finishes book.

Base: the chairs are equipped with a 5 spoke aluminum base. It can be in polished aluminum or micro-textured powder coated in black or white.

Casters: Ø65mm twin wheel swivel casters with soft tread as standard. Casters with hard tread are available as an option.

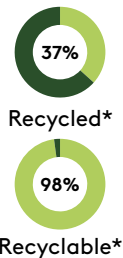


Product with GREENGUARD Gold Certificate.



| | |
|----------------------------|---------------|
| COM 140cm / 55,1" per unit | |
| 1 unit | 150cm / 59,1" |
| 8 or more units | 143cm / 56,3" |
| COM will be priced as G2 | |

| | | |
|--------|--------|--|
| 14,5kg | 1 unit | 16,8 kg 0,36 m ³ 0,47 yd ³ |
|--------|--------|--|



**Armchair with medium back and horizontal stitching upholstery
(5 spoke aluminum swivel base on casters + gas lift)**

Code: **ZEP0122**



Swivel executive armchair with medium backrest and 5 spoke cast aluminum alloy base fitted with gas lift column and Ø65mm twin wheel casters with soft tread. The seat height is adjustable with gas lift column. The arms are made of cast aluminum.

Seat: inner steel structure padded with moulded CMHR polyurethane foam with a density of 50 kg/m³.

Backrest: inner steel frame padded with moulded CMHR polyurethane foam with a density of 50 kg/m³.

Arms: made of injected aluminum. Powder coated in white, black or polished. Upholstered arm pads.

Movement: adjustable seat height with gas lift.

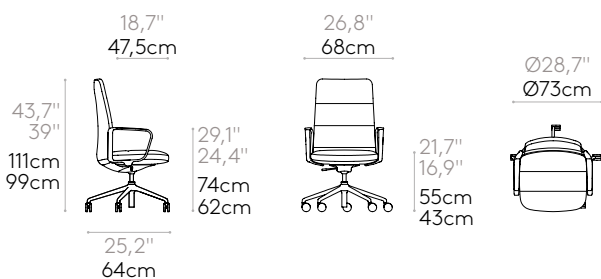
Upholstery: backrest with horizontal stitching pattern available in all the fabrics and leathers indicated in our finishes book.

Base: the chairs are equipped with a 5 spoke aluminum base. It can be in polished aluminum or micro-textured powder coated in black or white.

Casters: Ø65mm twin wheel swivel casters with soft tread as standard. Casters with hard tread are available as an option.

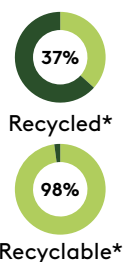


Product with GREENGUARD Gold Certificate.



| | |
|----------------------------|---------------|
| COM 140cm / 55,1" per unit | |
| 1 unit | 150cm / 59,1" |
| 8 or more units | 143cm / 56,3" |
| COM will be priced as G2 | |

| | | |
|--------|--------|--|
| 14,5kg | 1 unit | 16,8 kg 0,36 m ³ 0,47 yd ³ |
|--------|--------|--|



* Numbers may vary based on the exact options selected.

**Armchair with low back and vertical stitching upholstery
(5 spoke aluminum swivel base on casters + gas lift + synchro mechanism)**

Code: **ZEP0030**



Swivel executive armchair with low backrest and 5 spoke cast aluminum alloy base fitted with gas lift column, synchro tilt mechanism and Ø65mm twin wheel casters with soft tread. The seat height is adjustable with gas lift column. The arms are made of cast aluminum.

Seat: inner steel structure padded with moulded CMHR polyurethane foam with a density of 50 kg/m³.

Backrest: inner steel frame padded with moulded CMHR polyurethane foam with a density of 50 kg/m³.

Arms: made of injected aluminum. Powder coated in white, black or polished. Upholstered armpads.

Movement: weight-activated synchronized tilt mechanism with tension fine tuning by lower knob. Four locking positions with safety unlocking function. Tilt angle 20° backrest / 6,5° seat. Adjustable seat height.

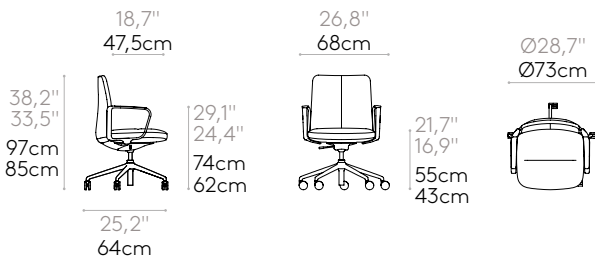
Upholstery: backrest with vertical stitching pattern available in all the fabrics and leathers indicated in our finishes book.

Base: the chairs are equipped with a 5 spoke aluminum base. It can be in polished aluminum or micro-textured powder coated in black or white.

Casters: Ø65mm twin wheel swivel casters with soft tread as standard. Casters with hard tread are available as an option.

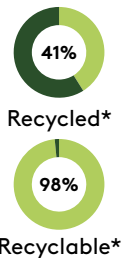


Product with GREENGUARD Gold Certificate.



| | |
|----------------------------|---------------|
| COM 140cm / 55,1" per unit | |
| 1 unit | 118cm / 46,5" |
| 8 or more units | 106cm / 41,7" |
| COM will be priced as G2 | |

| | | | |
|----|--------|--------|----------------------|
| KG | 14,6kg | 1 unit | 16,9 kg |
| | | | 0,32 m ³ |
| | | KD | 0,42 yd ³ |



**Armchair with low back and horizontal stitching upholstery
(5 spoke aluminum swivel base on casters + gas lift + synchro mechanism)**

Code: **ZEP0130**



Swivel executive armchair with low backrest and 5 spoke cast aluminum alloy base fitted with gas lift column, synchro tilt mechanism and Ø65mm twin wheel casters with soft tread. The seat height is adjustable with gas lift column. The arms are made of cast aluminum.

Seat: inner steel structure padded with moulded CMHR polyurethane foam with a density of 50 kg/m³.

Backrest: inner steel frame padded with moulded CMHR polyurethane foam with a density of 50 kg/m³.

Arms: made of injected aluminum. Powder coated in white, black or polished. Upholstered armpads.

Movement: weight-activated synchronized tilt mechanism with tension fine tuning by lower knob. Four locking positions with safety unlocking function. Tilt angle 20° backrest / 6,5° seat. Adjustable seat height.

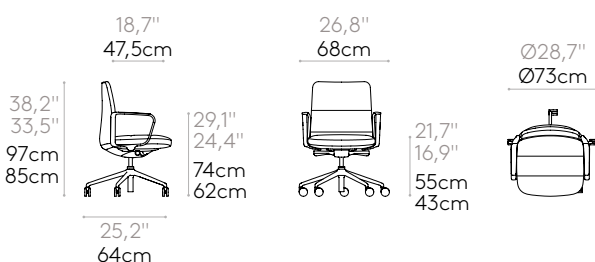
Upholstery: backrest with horizontal stitching pattern available in all the fabrics and leathers indicated in our finishes book.

Base: the chairs are equipped with a 5 spoke aluminum base. It can be in polished aluminum or micro-textured powder coated in black or white.

Casters: Ø65mm twin wheel swivel casters with soft tread as standard. Casters with hard tread are available as an option.

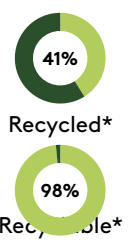


Product with GREENGUARD Gold Certificate.



| | |
|----------------------------|---------------|
| COM 140cm / 55,1" per unit | |
| 1 unit | 118cm / 46,5" |
| 8 or more units | 106cm / 41,7" |
| COM will be priced as G2 | |

| | | | |
|----|--------|--------|----------------------|
| KG | 14,6kg | 1 unit | 16,9 kg |
| | | | 0,32 m ³ |
| | | KD | 0,42 yd ³ |



* Numbers may vary based on the exact options selected.

**Armchair with medium low and vertical stitching upholstery
(5 spoke aluminum swivel base on casters + gas lift)**

Code: **ZEP0032**



Swivel executive armchair with low backrest and 5 spoke cast aluminum alloy base fitted with gas lift column, and Ø65mm twin wheel casters with soft tread. The seat height is adjustable with gas lift column. The arms are made of cast aluminum.

Seat: inner steel structure padded with moulded CMHR polyurethane foam with a density of 50 kg/m³.

Backrest: inner steel frame padded with moulded CMHR polyurethane foam with a density of 50 kg/m³.

Arms: made of injected aluminum. Powder coated in white, black or polished. Upholstered armpads.

Movement: adjustable seat height with gas lift.

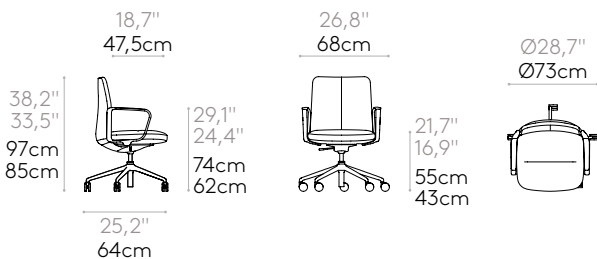
Upholstery: backrest with vertical stitching pattern available in all the fabrics and leathers indicated in our finishes book.

Base: the chairs are equipped with a 5 spoke aluminum base. It can be in polished aluminum or micro-textured powder coated in black or white.

Casters: Ø65mm twin wheel swivel casters with soft tread as standard. Casters with hard tread are available as an option.



Product with GREENGUARD Gold Certificate.



| | |
|----------------------------|---------------|
| COM 140cm / 55,1" per unit | |
| 1 unit | 118cm / 46,5" |
| 8 or more units | 106cm / 41,7" |
| COM will be priced as G2 | |

| | | | |
|----|--------|----|--|
| KG | 13,6kg | KD | 15,9 kg 0,32 m ³ 0,42 yd ³ |
|----|--------|----|--|



Recycled*



Recyclable*

**Armchair with low back and horizontal stitching upholstery
(5 spoke aluminum swivel base on casters + gas lift)**

Code: **ZEP0132**



Swivel executive armchair with low backrest and 5 spoke cast aluminum alloy base fitted with gas lift column and Ø65mm twin wheel casters with soft tread. The seat height is adjustable with gas lift column. The arms are made of cast aluminum.

Seat: inner steel structure padded with moulded CMHR polyurethane foam with a density of 50 kg/m³.

Backrest: inner steel frame padded with moulded CMHR polyurethane foam with a density of 50 kg/m³.

Arms: made of injected aluminum. Powder coated in white, black or polished. Upholstered armpads.

Movement: adjustable seat height with gas lift.

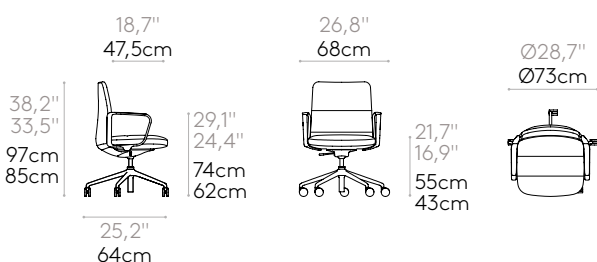
Upholstery: backrest with horizontal stitching pattern available in all the fabrics and leathers indicated in our finishes book.

Base: the chairs are equipped with a 5 spoke aluminum base. It can be in polished aluminum or micro-textured powder coated in black or white.

Casters: Ø65mm twin wheel swivel casters with soft tread as standard. Casters with hard tread are available as an option.



Product with GREENGUARD Gold Certificate.



| | |
|----------------------------|---------------|
| COM 140cm / 55,1" per unit | |
| 1 unit | 118cm / 46,5" |
| 8 or more units | 106cm / 41,7" |
| COM will be priced as G2 | |

| | | | |
|----|--------|----|--|
| KG | 13,6kg | KD | 15,9 kg 0,32 m ³ 0,42 yd ³ |
|----|--------|----|--|



Recycled*



Recyclable*

* Numbers may vary based on the exact options selected.

**Armchair with low back and vertical stitching upholstery
(4 spoke aluminum swivel base + self-return column)**

Code: **ZEP0034**



Swivel executive armchair with low backrest, self-return column and 4 spoke cast aluminum alloy base fitted with glides. The seat height is not adjustable. The arms are made of cast aluminum.

Seat: inner steel structure padded with moulded CMHR polyurethane foam with a density of 50 kg/m³.

Backrest: inner steel frame padded with moulded CMHR polyurethane foam with a density of 50 kg/m³.

Arms: made of injected aluminum. Powder coated in white, black or polished. Upholstered armpads.

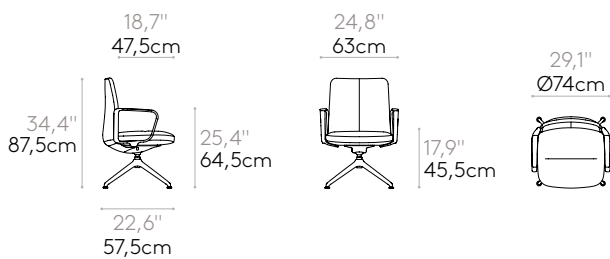
Upholstery: backrest with horizontal stitching pattern available in all the fabrics and leathers indicated in our finishes book.

Base: the chairs are equipped with a 5 spoke aluminum base. It can be in polished aluminum or micro-textured powder coated in black or white.

Glides: plastic glides as standard. Felt glides are available with an upcharge.



Product with GREENGUARD Gold Certificate.



COM 140cm / 55,1" per unit

| | |
|--------|---------------|
| 1 unit | 118cm / 46,5" |
|--------|---------------|

| | |
|-----------------|---------------|
| 8 or more units | 106cm / 41,7" |
|-----------------|---------------|

COM will be priced as G2

15,7kg

1 unit
18 kg
0,32 m³
0,42 yd³



Recycled*



Recyclable*

**Armchair with low back and horizontal stitching upholstery
(4 spoke aluminum swivel base + self-return column)**

Code: **ZEP0134**



Swivel executive armchair with low backrest, self-return column and 4 spoke cast aluminum alloy base fitted with glides. The seat height is not adjustable. The arms are made of cast aluminum.

Seat: inner steel structure padded with moulded CMHR polyurethane foam with a density of 50 kg/m³.

Backrest: inner steel frame padded with moulded CMHR polyurethane foam with a density of 50 kg/m³.

Arms: made of injected aluminum. Powder coated in white, black or polished. Upholstered armpads.

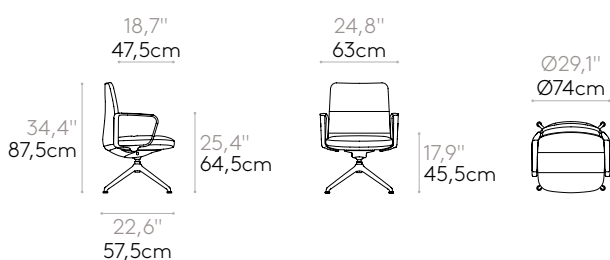
Upholstery: backrest with horizontal stitching pattern available in all the fabrics and leathers indicated in our finishes book.

Base: the chairs are equipped with a 5 spoke aluminum base. It can be in polished aluminum or micro-textured powder coated in black or white.

Glides: plastic glides as standard. Felt glides are available with an upcharge.



Product with GREENGUARD Gold Certificate.



COM 140cm / 55,1" per unit

| | |
|--------|---------------|
| 1 unit | 118cm / 46,5" |
|--------|---------------|

| | |
|-----------------|---------------|
| 8 or more units | 106cm / 41,7" |
|-----------------|---------------|

COM will be priced as G2

15,7kg

1 unit
18 kg
0,32 m³
0,42 yd³







Recycled*



Recyclable*

* Numbers may vary based on the exact options selected.

OPTIONAL ITEMS & ACCESSORIES

| | Code | Description |
|---|-----------|---|
|  | ZEP0250 | Set of 5 twin wheel casters Ø65mm with hard tread (upcharge) |
|  | ZEP0260 | Set of 5 fix glides |
|  | ZEP0270 | Set of 5 fix glides with felt (upcharge) |
|  | ZEP0280TC | Set of 4 felt glides for 4 spoke aluminum swivel base (upcharge) |
| | ZEP0290TC | Set of 4 glides for carpet flooring for 4 spoke aluminum swivel base (upcharge) |